



Compact **LED** Display Solutions

www.slimbox.com.au

PRODUCT BOOK


2014 Edition



lumi [®] PANEL

Illuminates versatility

TABLE OF CONTENTS



Front Open Series

Single Sided

- DL Standard P.2
- DL Slim P.3
- DL Lite P.4
- DL Bold P.5

Double Sided

- DLD Standard P.6
- DLD Slim P.7
- DLD Bold P.8




Snap Open Series

Single Sided

- TA Standard P.9
- TA Slim P.10
- TA Lite P.11
- TA Flexi P.12

Double Sided

- TAD Standard P.13
- TAD Slim P.14



Hinge Open Series

- DLX Standard P.15
- DLX Bold P.16
- DLX Double P.17




Flexi-Face Series

- FX Standard P.18
- FX Snap Open P.19



Lighting

- LumiPANEL P.20
- LEDs P.21



Poster Holders

- TAP Snap Open P.22
- DLP Front Open P.23



Fittings and Suspension Systems

- HDSS Heavy Duty P.24
- MDSS Medium Duty P.25
- LDSS Light Duty P.26
- Panel Mount, Solid Finish P.27
- Panel Mount, Hollow Finish P.28



Magnet



Standard Size



Backlit



LED



Custom Size



Waterproof



Edgelit



Double Sided



Lockable

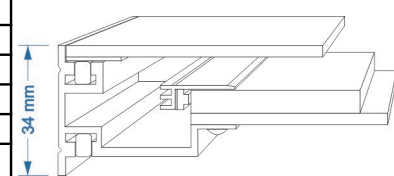


FRONT OPEN SERIES


DL Standard



- DL Standard features DL34 magnetic front open with Edge-to-Edge front panel;
- Designed and assembled in Sydney, custom built to client's specifications;
- Efficient and evenly distributed LED Edgelit setup, 3000-7000lux;
- Powered by industry leading LumiPanel®, 30 years non-yellow;
- Suitable for medium - large size illumination jobs, up to 1200x2400mm;
- In-stock sizes available to fit standard A2-A0 image sizes;
- Multi Face available for menu board setup;
- Scratch resistant anodised silver and satin black as standard, plus custom paint;
- Best for wall mount, window display, menuboard and suspension.
- Artwork can be printed and pre-installed before shipping, available modes are Quality Density and Day and Night.

DL Specifications										
Bezel Width		40mm (Vary)								
Depth Height		34mm								
Light Source		LED								
Availability		Face Holder		Face/Backing		Light/Parts		Installation		Spec Drawing
Custom Built	A	Snap-lock	N/A	1mm clear PETG face	N/A	Edgelit	S	Outdoor use	A	
Standard Sizes	A	Magnetic	S	2mm clear acrylic face	O	Backlit	N/A	Wall Mount	S	
Colour		Lockable	N/A	3mm clear acrylic face	S	Built-in adaptor	N/A	Freestanding	O	
Black	S	Insert	N/A	3mm opal acrylic face	O	External adaptor	S	Suspension	O	
Silver	S	Image Holder		3mm clear polycarbonate	O	1m Cable	S	3D Lettering	O	
Custom colour	O	Magnetic	O	3mm PVC backing	S	Extended cable	O			
		Double side tape	S	3mm ACP backing	O					
		Clip/Sandwich	N/A							
S: Standard O: Optional A: Available N/A: Not available										

S: Standard O: Optional A: Available N/A: Not available

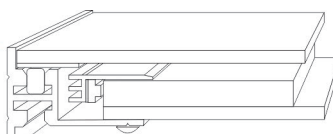


FRONT OPEN SERIES


DL Slim



- DL Slim features DL25 rigid 25mm thick extrusion best for oversized jobs that have restricted space.
- Designed and assembled in Sydney, custom built to client's specifications;
- Edge-to-edge acrylic face, 25mm narrow bezel finish;
- Efficient yet extremely bright LED Edgelit setup, 4000-6000lux;
- Powered by industry leading LumiPanel®, 30 years non-yellow;
- Scratch resistant anodised silver as standard, plus custom paint;
- Best for wall mount, recess, menuboard and suspension;
- Artwork can be printed and pre-installed before shipping, available modes are Quality Density and Day and Night.

DLS Specifications										
Bezel Width		25mm (Vary)								
Depth Height		25mm								
Light Source		LED								
Availability		Face Holder		Face/Backing		Light/Parts		Installation		Spec Drawing
Custom Built	A	Snap-lock	N/A	1mm clear PETG face	N/A	Edgelit	S	Outdoor use	A	
Standard Sizes	N/A	Magnetic	S	2mm clear acrylic face	O	Backlit	N/A	Wall Mount	S	
Colour		Lockable	N/A	3mm clear acrylic face	S	Built-in adaptor	N/A	Freestanding	O	
Black	O	Insert	N/A	3mm opal acrylic face	O	External adaptor	S	Suspension	O	
Silver	S	Image Holder		3mm clear polycarbonate	O	1m Cable	S	3D Lettering	O	
Custom colour	O	Magnetic	O	3mm PVC backing	S	Extended cable	O			
		Double side tape		S	3mm ACP backing	O				
		Clip/Sandwich		N/A						
S: Standard O: Optional A: Available N/A: Not available										

S: Standard O: Optional A: Available N/A: Not available

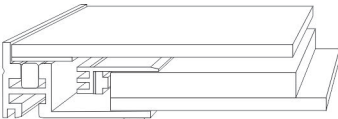


FRONT OPEN SERIES

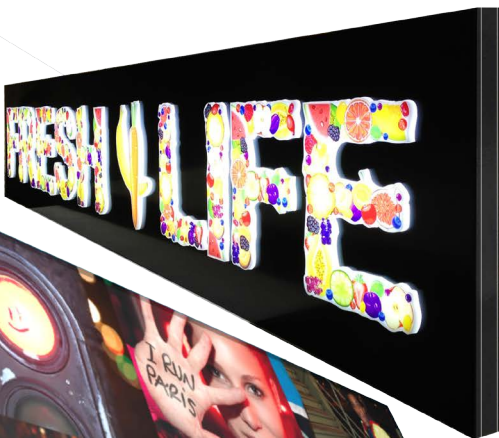
DL Lite



- DL18 features super slim 18mm extrusion best for recess purpose;
- Designed and assembled in Sydney, custom built to client's specifications;
- Edge-to-edge acrylic face, 25mm narrow bezel finish;
- Efficient yet extremely bright LED Edgelit setup, 4000-6000lux;
- Powered by industry leading LumiPanel®, 30 years non-yellow;
- In-stock sizes available to fit standard A4-A0 image sizes;
- Scratch resistant anodised silver and satin black as standard, plus custom paint;
- Best for wall mount, recess, menuboard and fabrication;
- Artwork can be printed and pre-installed before shipping, available modes are Quality Density and Day and Night.

DLL Specifications											
Bezel Width		25mm (Vary)									
Depth Height		18mm									
Light Source		LED									
Availability		Face Holder		Face/Backing		Light/Parts		Installation		Spec Drawing	
Custom Built	A	Snap-lock	N/A	1mm clear PETG face	N/A	Edgelit	S	Outdoor use	A	<div><div>18 mm</div></div>	
Standard Sizes	A	Magnetic	S	2mm clear acrylic face	O	Backlit	N/A	Wall Mount	S		
Colour		Lockable	N/A	3mm clear acrylic face	S	Built-in adaptor	N/A	Freestanding	O		
Black	S	Insert	N/A	3mm opal acrylic face	O	External adaptor	S	Suspension	O		
Silver	S	Image Holder		3mm clear polycarbonate	O	1m Cable	S	3D Lettering	O		
Custom colour	O	Magnetic	O	3mm PVC backing	S	Extended cable	O				
		Double side tape	S	3mm ACP backing	O						
		Clip/Sandwich	N/A								
S: Standard O: Optional A: Available N/A: Not available											


S: Standard O: Optional A: Available N/A: Not available



DL Bold



- DL Bold uses the exceptional rigid and versatile extrusion—DL56;
- DL56 can be fitted with both backlit and edgelit LED setups;
- Suitable for Large – Oversize illumination jobs, up to 2000x3000mm;
- Flexible configurations include: Narrow Edge, Rear-Access Graphic, Built-in adaptor, Freestanding, 3D illuminated signage and many more;
- Low-level waterproof ability;
- LED Edgelit setup up to 5klux, LED backlit setup up to 13klux,
- Designed and assembled in Sydney, custom built to client's specifications;
- Scratch resistant anodised silver and satin black as standard, plus custom paint;

Bezel Width		20mm (Vary)		DLB Specifications									
Depth Height		56mm											
Light Source		LED											
Availability		Face Holder		Face/Backing		Light/Parts		Installation		Spec Drawing			
Custom Built	A	Snap-lock	N/A	1mm clear PETG face	N/A	Edgelit	S	Outdoor use	A				
Standard Sizes	N/A	Magnetic	S	2mm clear acrylic face	O	Backlit	O	Wall Mount	S				
Colour		Lockable	N/A	3mm clear acrylic face	S	Built-in adaptor	O	Freestanding	O				
Black	S	Insert	N/A	3mm opal acrylic face	O	External adaptor	S	Suspension	O				
Silver	S	Image Holder		3mm clear polycarbonate	O	1m Cable	S	3D Lettering	O				
Custom colour	O	Magnetic	O	3mm PVC backing	S	Extended cable	O						
		Double side tape	S	3mm ACP backing	O								
		Clip/Sandwich	N/A										
				S: Standard O: Optional A: Available N/A: Not available									

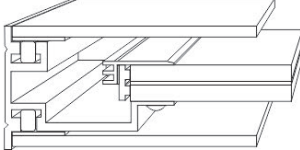


FRONT OPEN SERIES

DLD Standard



- DLD Standard features rigid 34mm thick extrusion best for medium to large format double-sided lightbox;
- Designed and assembled in Sydney, custom built to client's specifications;
- Edge-to-edge acrylic face, 40mm narrow bezel finish;
- Efficient yet extremely bright LED Edgelit setup, 4000-6000lux;
- Powered by industry leading LumiPanel®, 30 years non-yellow;
- In-stock sizes available to fit standard A2-A0 image sizes;
- Scratch resistant anodised silver and satin black as standard, plus custom paint;
- Best for counter display, blade signage, suspended graphic holder;
- Artwork can be printed and pre-installed before shipping, available modes are Quality Density and Day and Night.

Bezel Width		40mm (Vary)		DLD Specifications							
Depth Height		34mm									
Light Source		LED									
Availability		Face Holder		Face/Backing		Light/Parts		Installation		<div>Spec Drawing</div> 	
Custom Built	A	Snap-lock	N/A	1mm clear PETG face	N/A	Edgelit	S	Outdoor use	A		
Standard Sizes	A	Magnetic	S	2mm clear acrylic face	O	Backlit	N/A	Wall Mount	N/A		
Colour		Lockable	N/A	3mm clear acrylic face	S	Built-in adaptor	N/A	Freestanding	O		
Black	S	Insert	N/A	3mm opal acrylic face	O	External adaptor	S	Suspension	S		
Silver	S	Image Holder		3mm clear polycarbonate	O	1m Cable	S	3D Lettering	O		
Custom colour	O	Magnetic	O	3mm PVC backing	N/A	Extended cable	O				
		Double side tape	S	3mm ACP backing	N/A						
		Clip/Sandwich	N/A								
S: Standard O: Optional A: Available N/A: Not available											

S: Standard O: Optional A: Available N/A: Not available



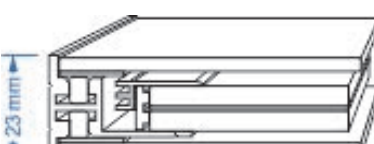
FRONT OPEN SERIES

DLD Slim



- DLD Slim features slim 25mm thick extrusion best for small to medium format double-sided lightbox that have restricted space;
- Designed and assembled in Sydney, custom built to client's specifications;
- Edge-to-edge acrylic face, 30mm narrow bezel finish;
- Efficient yet extremely bright LED Edgelit setup, 4000-6000lux;
- Powered by industry leading LumiPanel®, 30 years non-yellow;
- Scratch resistant anodised silver as standard, plus custom paint;
- Best for counter display, blade signage, suspended graphic holder;
- Artwork can be printed and pre-installed before shipping, available modes are Quality Density and Day and Night.

DLDS Specifications

Bezel Width	30mm (Vary)		DLDS Specifications								
Depth Height	25mm										
Light Source	LED										
Availability		Face Holder		Face/Backing		Light/Parts		Installation		Spec Drawing	
Custom Built	A	Snap-lock	N/A	1mm clear PETG face	N/A	Edgelit	S	Outdoor use	A		
Standard Sizes	N/A	Magnetic	S	2mm clear acrylic face	O	Backlit	N/A	Wall Mount	N/A		
Colour		Lockable	N/A	3mm clear acrylic face	S	Built-in adaptor	N/A	Freestanding	O		
Black	O	Insert	N/A	3mm opal acrylic face	O	External adaptor	S	Suspension	S		
Silver	S	Image Holder		3mm clear polycarbonate	O	1m Cable	S	3D Lettering	O		
Custom colour	O	Magnetic	O	3mm PVC backing	N/A	Extended cable	O				
		Double side tape	S	3mm ACP backing	N/A						
		Clip/Sandwich	N/A								
S: Standard O: Optional A: Available N/A: Not available											

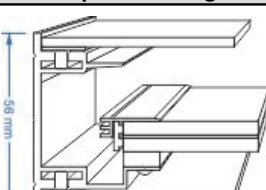
S: Standard O: Optional A: Available N/A: Not available

FRONT OPEN SERIES

DLD Bold



- DLD Bold uses the most rigid and versatile double sided extrusion– DL56;
- Freestanding configuration for premium POS and directory signage;
- Rear-Access configuration for easy window display graphic change;
- Drop-Down configuration for under awning lightbox;
- Blade-Sign configuration for information signage;
- Suitable for Large – Oversize illumination jobs, up to 2000x3000mm;
- Low-level waterproof ability;
- Efficient yet extremely bright LED Edgelit setup, 4000-6000lux;
- Powered by industry leading LumiPanel®, 30 years non-yellow;
- Designed and assembled in Sydney, custom built to client's specifications;
- Scratch resistant anodised silver and satin black as standard.

Bezel Width		50mm (Vary)		DLDB Specifications							
Depth Height		56mm									
Light Source		LED									
Availability		Face Holder		Face/Backing		Light/Parts		Installation			
Custom Built	A	Snap-lock	N/A	1mm clear PETG face	N/A	Edgelit	S	Outdoor use	A		
Standard Sizes	N/A	Magnetic	S	2mm clear acrylic face	O	Backlit	N/A	Wall Mount	N/A		
Colour		Lockable	N/A	3mm clear acrylic face	S	Built-in adaptor	O	Freestanding	O		
Black	S	Insert	N/A	3mm opal acrylic face	O	External adaptor	S	Suspension	S		
Silver	S	Image Holder		3mm clear polycarbonate	O	1m Cable	S	3D Lettering	O		
Custom colour	O	Magnetic	O	3mm PVC backing	S	Extended cable	O				
		Double side tape	S	3mm ACP backing	O						
		Clip/Sandwich	N/A								
S: Standard O: Optional A: Available N/A: Not available											

S: Standard O: Optional A: Available N/A: Not available

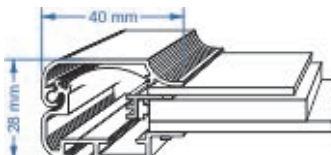


SNAP OPEN SERIES

TA Standard



- TA Standard features TA28 easy snap open and easy change image design;
- Efficient yet extremely bright LED Edgelit setup as standard, 4000-6000lux;
- 28mm deep 2 parts aluminium extrusion, with smooth edge finish;
- Designed and assembled in Sydney, custom built to client's specifications;
- In-stock sizes available to fit standard A2-A0 image;
- Rigid aluminium extrusion, suitable for size up to 1500x3000mm;
- Powered by industry leading LumiPanel®, 30 years non-yellow;
- Scratch resistant anodised silver and satin black as standard, plus custom paint;
- Artwork can be printed and pre-installed before shipping, available modes are Quality Density and Day and Night.

Bezel Width		40mm (FIX)		TA Specifications						
Depth Height		28mm								
Light Source		LED								
Availability		Face Holder		Face/Backing		Light/Parts		Installation		<div>Spec Drawing</div> 
Custom Built	A	Snap-lock	S	1mm clear PETG face	N/A	Edgelit	S	Outdoor use	N/A	
Standard Sizes	A	Magnetic	N/A	2mm clear acrylic face	S	Backlit	N/A	Wall Mount	S	
Colour		Lockable	N/A	3mm clear acrylic face	O	Built-in adaptor	N/A	Freestanding	O	
Black	S	Insert	N/A	3mm opal acrylic face	O	External adaptor	S	Suspension	O	
Silver	S	Image Holder		3mm clear polycarbonate	O	1m Cable	S	3D Lettering	O	
Custom colour	O	Magnetic	N/A	3mm PVC backing	S	Extended cable	O			
		Double side tape	N/A	3mm ACP backing	O					
		Clip/Sandwich	S							
S: Standard O: Optional A: Available N/A: Not available										

S: Standard O: Optional A: Available N/A: Not available

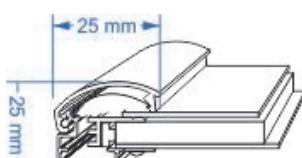


SNAP OPEN SERIES

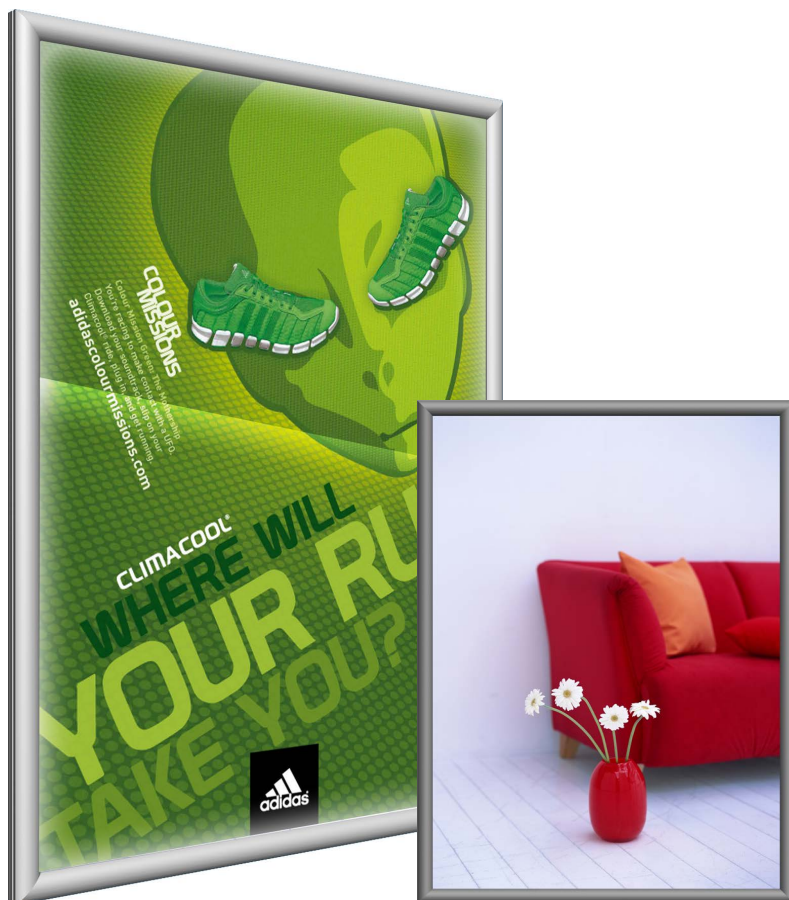
TA Slim



- TA Slim features TA25 easy snap open and easy change image designs;
- With 25mm deep and 25mm wide 2 parts aluminium extrusion, TA Slim is one of the most versatile display products on the market;
- TA Slim is best for medium size display purpose such as real estate and poster display.
- Efficient yet extremely bright LED Edgelit setup as standard, 4000-6000lux;
- Designed and assembled in Sydney, custom built to client's specifications;
- Rigid aluminium extrusion, suitable for size up to 1200x2400mm;
- Powered by industry leading LumiPanel®, 30 years non-yellow;
- Artwork can be printed and pre-installed before shipping, available modes are Quality Density and Day and Night.

TAS Specifications													
Bezel Width		25mm (FIX)											
Depth Height		25mm											
Light Source		LED											
Availability		Face Holder		Face/Backing		Light/Parts		Installation		Spec Drawing			
Custom Built	A	Snap-lock	S	1mm clear PETG face	S	Edgelit	S	Outdoor use	N/A				
Standard Sizes	N/A	Magnetic	N/A	2mm clear acrylic face	O	Backlit	N/A	Wall Mount	S				
Colour		Lockable	N/A	3mm clear acrylic face	O	Built-in adaptor	N/A	Freestanding	O				
Black	O	Insert	N/A	3mm opal acrylic face	O	External adaptor	S	Suspension	O				
Silver	S	Image Holder		3mm clear polycarbonate	O	1m Cable	S	3D Lettering	N/A				
Custom colour	O	Magnetic	N/A	3mm PVC backing	S	Extended cable	O						
		Double side tape	N/A	3mm ACP backing	O								
		Clip/Sandwich	S										
S: Standard O: Optional A: Available N/A: Not available													

S: Standard O: Optional A: Available N/A: Not available



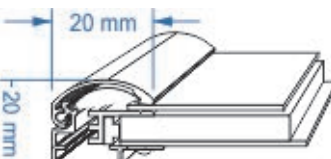
SNAP OPEN SERIES

TA Lite



- TA Slim features TA20 easy snap open and easy change image designs;
- With 20mm deep and 20mm wide 2 parts aluminium extrusion, TA Slim is one of the thinnest display products on the market;
- TA Slim is best for medium size display purpose such as bar menu and cosmetic display.
- Efficient yet extremely bright LED Edgelit setup as standard, 4000-6000lux;
- Designed and assembled in Sydney, custom built to client's specifications;
- In-stock sizes available to fit standard A2-A0 image;
- Rigid aluminium extrusion, suitable for size up to 1000x1800mm;
- Powered by industry leading LumiPanel®, 30 years non-yellow;
- Artwork can be printed and pre-installed before shipping, available modes are Quality Density and Day and Night.

TAL Specifications

Bezel Width	20mm (FIX)		TAL Specifications									
Depth Height	20mm											
Light Source	LED											
Availability		Face Holder		Face/Backing		Light/Parts		Installation		Spec Drawing		
Custom Built	A	Snap-lock	S	1mm clear PETG face	S	Edgelit	S	Outdoor use	N/A			
Standard Sizes	A	Magnetic	N/A	2mm clear acrylic face	O	Backlit	N/A	Wall Mount	S			
Colour		Lockable	N/A	3mm clear acrylic face	O	Built-in adaptor	N/A	Freestanding	O			
Black	S	Insert	N/A	3mm opal acrylic face	O	External adaptor	S	Suspension	O			
Silver	S	Image Holder		3mm clear polycarbonate	O	1m Cable	S	3D Lettering	N/A			
Custom colour	O	Magnetic	N/A	3mm PVC backing	S	Extended cable	O					
		Double side tape	N/A	3mm ACP backing	O							
		Clip/Sandwich	S									
S: Standard O: Optional A: Available N/A: Not available												

S: Standard O: Optional A: Available N/A: Not available

SNAP OPEN SERIES

TA Flexiface



- Heavy duty extrusion capable for large oversize jobs both indoor and outdoor
- Stylish and secure snap-lock design
- TAF uses the most energy efficient and cost effective EEFL light source, or brand new 24v super bright LED backlit panel
- EEFL Backlit Panel(EBP) or LED Backlit Panel(LBP) distribute illumination evenly through backlit placement
- EBP and LBP can be joint to any size or shape. Illumination comes out from EBP can reach upto 4000 lux, as LBP can go upto 7000 lux, as standard edgelit can only go upto 1500 lux
- Built-in aluminium sail tracks for easy and strong translucent banner installation and replacement
- TAF Flexi Face lightbox is designed for easy transport, onsite assemble and installation
- Anodised satin silver as standar, optional colour available on request
- Package includes all the installation accessories and EEFL Backlit Panels

TAF Specifications

Bezel Width		50mm (FIX)		TAF Specifications								
Depth Height		90mm										
Light Source		LED										
Availability		Face Holder		Face/Backing		Light/Parts		Installation		Spec Drawing		
Custom Built	A	Snap-lock	S	Banner	O	Edgelit	O	Outdoor use	O			
Standard Sizes	N/A	Magnetic	N/A	2mm clear acrylic face	S	Backlit	S	Wall Mount	S			
Colour		Lockable	N/A	3mm clear acrylic face	O	Built-in adaptor	O	Freestanding	N/A			
Black	O	Insert	N/A	3mm opal acrylic face	O	External adaptor	S	Suspension	O			
Silver	S	Image Holder		3mm clear polycarbonate	O	1m Cable	S	3D Lettering	N/A			
Custom colour	O	Magnetic	N/A	3mm PVC backing	S	Extended cable	O					
		Double side tape	N/A	3mm ACP backing	O							
		ZIP Tie	S	S: Standard O: Optional A: Available N/A: Not available								

S: Standard O: Optional A: Available N/A: Not available

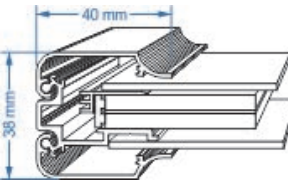


SNAP OPEN SERIES

TAD Standard



- TAD Standard features TA38 double-sided easy snap open and easy change image design;
- Efficient yet extremely bright LED Edgelit setup as standard, 4000-6000lux;
- 38mm deep 2 parts aluminium extrusion, with smooth edge finish;
- Designed and assembled in Sydney, custom built to client's specifications;
- Rigid aluminium extrusion, suitable for size up to 1500x3000mm;
- Powered by industry leading LumiPanel®, 30 years non-yellow;
- Scratch resistant anodised silver and satin black as standard, custom paint;
- Artwork can be printed and pre-installed before shipping, available modes are Quality Density and Day and Night.

TAD Specifications											
Bezel Width		40mm (FIX)									
Depth Height		38mm									
Light Source		LED									
Availability		Face Holder		Face/Backing		Light/Parts		Installation		Spec Drawing	
Custom Built	A	Snap-lock	S	1mm clear PETG face	N/A	Edgelit	S	Outdoor use	N/A		
Standard Sizes	N/A	Magnetic	N/A	2mm clear acrylic face	S	Backlit	N/A	Wall Mount	S		
Colour		Lockable	N/A	3mm clear acrylic face	O	Built-in adaptor	N/A	Freestanding	O		
Black	S	Insert	N/A	3mm opal acrylic face	O	External adaptor	S	Suspension	O		
Silver	S	Image Holder		3mm clear polycarbonate	O	1m Cable	S	3D Lettering	N/A		
Custom colour	O	Magnetic	N/A	3mm PVC backing	N/A	Extended cable	O				
		Double side tape	N/A	3mm ACP backing	N/A						
		Clip/Sandwich	S								
S: Standard O: Optional A: Available N/A: Not available											

S: Standard O: Optional A: Available N/A: Not available



SNAP OPEN SERIES

TAD Slim



- TAD Slim features TA30 double-sided easy snap open and easy change image designs;
- With 30mm deep and 30mm wide 3 parts aluminium extrusion, TAD Slim is one of the most versatile display products on the market;
- TAD Slim is best for medium size display purpose such as real estate and poster display.
- Efficient yet extremely bright LED Edgelit setup as standard, 4000-6000lux;
- Designed and assembled in Sydney, custom built to client's specifications;
- Rigid aluminium extrusion, suitable for size up to 1000x1800mm;
- Powered by industry leading LumiPanel®, 30 years non-yellow;
- Artwork can be printed and pre-installed before shipping, available modes are Quality Density and Day and Night.

TADS Specifications										
Bezel Width	30mm (FIX)									
Depth Height	30mm									
Light Source	LED									
Availability	Face Holder		Face/Backing		Light/Parts		Installation		Spec Drawing	
Custom Built	A	Snap-lock	S	1mm clear PETG face	N/A	Edgelit	S	Outdoor use	N/A	
Standard Sizes	N/A	Magnetic	N/A	2mm clear acrylic face	S	Backlit	N/A	Wall Mount	S	
Colour		Lockable	N/A	3mm clear acrylic face	O	Built-in adaptor	N/A	Freestanding	O	
	S	Insert	N/A	3mm opal acrylic face	O	External adaptor	S	Suspension	O	
Silver	S	Image Holder		3mm clear polycarbonate	O	1m Cable	S	3D Lettering	N/A	
Custom colour	O	Magnetic	N/A	3mm PVC backing	N/A	Extended cable	O			
		Double side tape	N/A	3mm ACP backing	N/A					
		Clip/Sandwich	S							

S: Standard O: Optional A: Available N/A: Not available

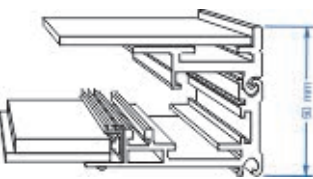


HINGE OPEN SERIES

DLX Standard



- DLX Standard features both hinge open and lockable secure options;
- Exclusively designed to fit energy efficient and long life span LED light source;
- Designed and assembled in Sydney, custom built to client's specifications;
- Rigid 2 parts aluminum extrusion, suitable for size up to 1220x2440mm;
- Suitable for all illumination display purpose, especially for jobs that require external setup and water resistant option;
- In-stock sizes available to fit standard A2-A0 image;
- Powered by industry leading LumiPanel®, 30 years non-yellow;
- Scratch resistant anodised silver and satin black as standard, plus custom paint;
- Artwork can be printed and pre-installed before shipping, available modes are Quality Density and Day and Night.

DLX Specifications										
Bezel Width		50mm (Vary)								
Depth Height		50mm								
Light Source		LED								
Availability		Face Holder		Face/Backing		Light/Parts		Installation		Spec Drawing
Custom Built	A	Snap-lock	N/A	1mm clear PETG face	N/A	Edgelit	S	Outdoor use	S	
Standard Sizes	A	Magnetic	N/A	2mm clear acrylic face	O	Backlit	O	Wall Mount	S	
Colour		Lockable	S	3mm clear acrylic face	S	Built-in adaptor	O	Freestanding	O	
Black	S	Insert	N/A	3mm opal acrylic face	O	External adaptor	S	Suspension	O	
Silver	S	Image Holder		3mm clear polycarbonate	O	1m Cable	S	3D Lettering	N/A	
Custom colour	O	Magnetic	O	3mm PVC backing	S	Extended cable	O			
		Double side tape	S	3mm ACP backing	O					
		Clip/Sandwich	N/A							
S: Standard O: Optional A: Available N/A: Not available										

S: Standard O: Optional A: Available N/A: Not available



HINGE OPEN SERIES

DLX Bold



- DLX Bold features full weather proofing design;



- Exclusively designed hinge for easy opening and durability;



- Efficient yet extremely bright LED Edgelit setup as standard, 4000-6000lux;



- Suitable for harsh environment, especially for jobs that require image to be changed constantly, for example bus stop and outdoor directory signage;



- Magnetic poster fixing built-in;



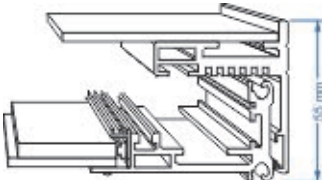
- Designed and assembled in Sydney, custom built to client's specifications;

- Rigid 2 parts aluminium extrusion, suitable for size up to 1500x3000mm;

- Powered by industry leading LumiPanel®, 30 years non-yellow;

- Scratch resistant anodised silver and satin black as standard, plus custom paint;

- Artwork can be printed and pre-installed before shipping, available modes are Quality Density and Day and Night.

Bezel Width		60mm (Vary)		DLXB Specifications									
Depth Height		55mm											
Light Source		LED											
Availability		Face Holder		Face/Backing		Light/Parts		Installation		<div>Spec Drawing</div> 			
Custom Built	A	Snap-lock	N/A	1mm clear PETG face	N/A	Edgelit	S	Outdoor use	S				
Standard Sizes	A	Magnetic	N/A	2mm clear acrylic face	O	Backlit	O	Wall Mount	S				
Colour		Lockable	S	3mm clear acrylic face	S	Built-in adaptor	O	Freestanding	O				
Black	S	Insert	N/A	3mm opal acrylic face	O	External adaptor	S	Suspension	O				
Silver	S	Image Holder		3mm clear polycarbonate	O	1m Cable	S	3D Lettering	N/A				
Custom colour	O	Magnetic	O	3mm PVC backing	S	Extended cable	O						
		Double side tape	S	3mm ACP backing	O								
		Clip/Sandwich	N/A	S: Standard O: Optional A: Available N/A: Not available									

S: Standard O: Optional A: Available N/A: Not available

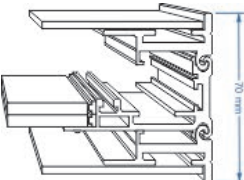


HINGE OPEN SERIES


DLX Double



- DLX Double features the same hinge open and lockable secure options in double sided format;
- Exclusively designed to fit energy efficient and long life span LED light source;
- Designed and assembled in Sydney, custom built to client's specifications;
- Rigid 3 parts aluminum extrusion, suitable for size up to 1220x2440mm;
- Suitable for all illumination display purpose, especially for jobs that require external setup and water resistant option;
- Powered by industry leading LumiPanel®, 30 years non-yellow;
- Scratch resistant anodised silver and satin black as standard, plus custom paint;
- Comes with two pre-installed Quality Density Print as standard, Powered by OCE Arizona.

DLXD Specifications											
Bezel Width		60mm (Vary)									
Depth Height		70mm									
Light Source		LED									
Availability		Face Holder		Face/Backing		Light/Parts		Installation		Spec Drawing	
Custom Built	A	Snap-lock	N/A	1mm clear PETG face	N/A	Edgelit	S	Outdoor use	S		
Standard Sizes	A	Magnetic	N/A	2mm clear acrylic face	O	Backlit	O	Wall Mount	S		
Colour		Lockable	S	3mm clear acrylic face	S	Built-in adaptor	O	Freestanding	O		
Black	S	Insert	N/A	3mm opal acrylic face	O	External adaptor	S	Suspension	O		
Silver	S	Image Holder		3mm clear polycarbonate	O	1m Cable	S	3D Lettering	N/A		
Custom colour	O	Magnetic	O	3mm PVC backing	N/A	Extended cable	O				
		Double side tape	S	3mm ACP backing	N/A						
		Clip/Sandwich	N/A								
S: Standard O: Optional A: Available N/A: Not available											

S: Standard O: Optional A: Available N/A: Not available

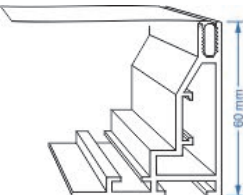


FLEXI FACE SERIES

FX Standard



- Introducing brand new FX flexi-face;
- Designed for large environment where the signage is the centerpiece of the store, discreet, minimalistic and borderless design helps to bring the image to the foreground;
- FX standard is fitted with brand new efficient 12v "Curtain Backlit LED", super easy to configure into any specification, no "hot spot", light weight and easy to maintain;
- FX standard can be shipped in one finished unit or several easy assemble parts;
- Artwork can be printed and pre-installed before shipping, available modes are Quality Density and Day and Night.

FX Specifications											
Bezel Width		Edge-to-Edge									
Depth Height		60mm									
Light Source		LED									
Availability		Face Holder		Face/Backing		Light/Parts		Installation		Spec Drawing	
Custom Built	A	Snap-lock	N/A	1mm clear PETG face	N/A	Edgelit	O	Outdoor use	N/A		
Standard Sizes	N/A	Magnetic	N/A	2mm clear acrylic face	N/A	Backlit	S	Wall Mount	S		
Colour		Lockable	N/A	3mm clear acrylic face	N/A	Built-in adaptor	O	Freestanding	O		
Black	S	Flexiface	S	3mm opal acrylic face	N/A	External adaptor	S	Suspension	O		
Silver	O	Image Holder		3mm clear polycarbonate	N/A	1m Cable	S	3D Lettering	N/A		
Custom colour	O	Magnetic	O	3mm PVC backing	O	Extended cable	O				
		Double side tape	O	3mm ACP backing	S						
		Insert	S								
S: Standard O: Optional A: Available N/A: Not available											

S: Standard O: Optional A: Available N/A: Not available

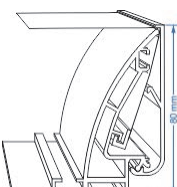
FLEXI FACE SERIES

FX Snap



- Introducing brand new FX snap open flexi-face;
- Designed for large environment where the signage takes up all the real estate, at the same time it requires versatile print media in order to achieve the premium finished ads.
- FX Extreme offers exceptional easy graphic change option by using its side snap open design, which the image can be tight and stretched in quick and easy fashion.
- FX Extreme is fitted with brand new efficient 12v "Curtain Backlit LED", super easy to configure into any specification, no "hot spot", light weight and easy to maintain;
- FX Extreme can be shipped in one finished unit or several easy assemble parts;
- Artwork can be printed and pre-installed before shipping, available modes are Quality Density and Day and Night.

FX Snap Specifications

Bezel Width	Edge-to-Edge		FX Snap Specifications							
Depth Height	80mm									
Light Source	LED									
Availability		Face Holder		Face/Backing		Light/Parts		Installation		<div>Spec Drawing</div> 
Custom Built	A	Snap-lock	S	1mm clear PETG face	N/A	Edgelit	O	Outdoor use	N/A	
Standard Sizes	N/A	Magnetic	N/A	2mm clear acrylic face	N/A	Backlit	S	Wall Mount	S	
Colour		Lockable	N/A	3mm clear acrylic face	N/A	Built-in adaptor	O	Freestanding	O	
Black	S	Flexiface	S	3mm opal acrylic face	N/A	External adaptor	S	Suspension	O	
Silver	O	Image Holder		3mm clear polycarbonate	N/A	1m Cable	S	3D Lettering	N/A	
Custom colour	O	Magnetic	O	3mm PVC backing	O	Extended cable	O			
		Double side tape	O	3mm ACP backing	S					
		Insert	S	S: Standard O: Optional A: Available N/A: Not available						


S: Standard O: Optional A: Available N/A: Not available



LUMIPANEL®



- Introducing Slimbox® brand new product lumiPANEL®;
- Custom built to any size or shape;
- No restriction on light gap, which means no hot spot, can be placed next to any transparent item for lighting purposes;
- Choices of LED including warm, cool, colour and RGB, temperature from 3000-9000k;
- Suitable for lightbox, fabricated signage, shelf/cabinet and decorative illumination;
- Guarantee 30 years non-yellowing;
- Guarantee 20k hours LEDs;
- Manufactured in Sydney, short lead time;
- Also available in double sided.

Bezel Width		Edge-to-Edge		LumiPANEL® Specifications									
Depth Height		6mm											
Light Source		LED											
Availability		Face Holder		Face/Backing		Light/Parts		Installation		<div>Spec Drawing</div> 			
Custom Built	A	Snap-lock	N/A	1mm clear PETG face	O	Edgelit	S	Outdoor use	O				
Standard Sizes	N/A	Magnetic	N/A	2mm clear acrylic face	O	Backlit	N/A	Wall Mount	O				
Colour		Lockable	N/A	3mm clear acrylic face	O	Built-in adaptor	N/A	Freestanding	O				
Black	N/A	Flexiface	N/A	3mm opal acrylic face	O	External adaptor	S	Suspension	O				
Silver	N/A	Image Holder		3mm clear polycarbonate	O	1m Cable	S	3D Lettering	O				
Custom colour	N/A	Magnetic	N/A	3mm PVC backing	S	Extended cable	O						
		Double side tape	N/A	3mm ACP backing	O								
		Insert	N/A	S: Standard O: Optional A: Available N/A: Not available									


S: Standard O: Optional A: Available N/A: Not available

LED


Rigid LED Strip



LED Roll



LED Backlit Panel



LED Curtain



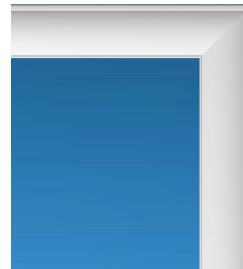
POSTER HOLDER

TAP Snap Open




TAP Bold


15mm



34mm frame border




15mm frame depth




TAP Standard

In stock sizes available in A4, A3, A2, A1, A0



22mm frame border



11mm frame depth



11mm

POSTER HOLDER

DLP Front Open

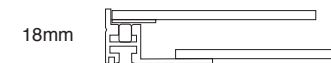


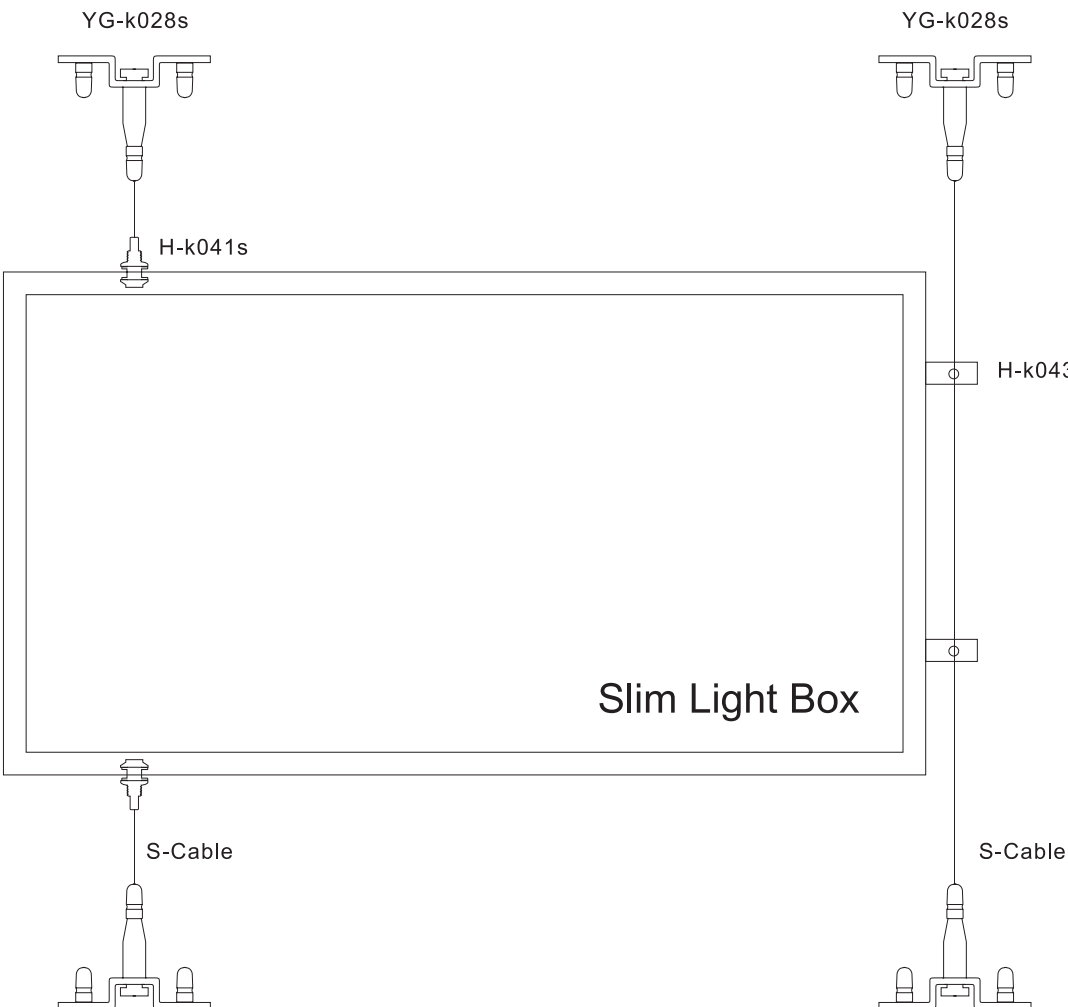
18mm frame depth



Variable frame border

In stock sizes available in A4, A3, A2, A1, A0





SUSPENSION SYSTEM

HDSS Heavy Duty



		Heavy Duty Suspension System
Type of Finish	Gloss Stainless Steel	

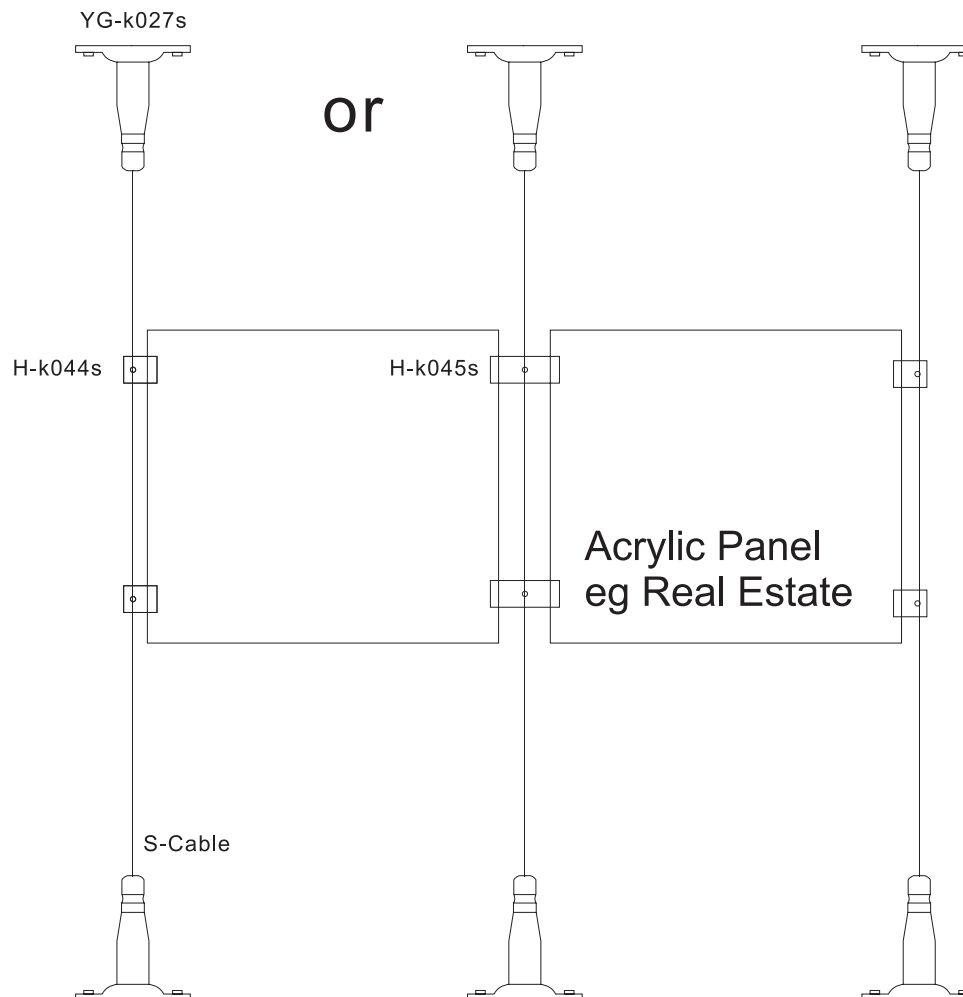
Item Code	Name	Parts Include
HDSS.A	Heavy Duty Suspension System.A	x4 YG-k028s x4 H-k041s x2 S-Cable(2m)
HDSS.B	Heavy Duty Suspension System.B	x4 YG-k028s x4 H-k043s x2 S-Cable(2m)

- Automatic cable locking
- This system is designed to fit for heavy goods eg. Slim light box
- Items in this system can be mix with other system depends on the circumstance
- Aluminium track can be added



SUSPENSION SYSTEM

MDSS Medium Duty



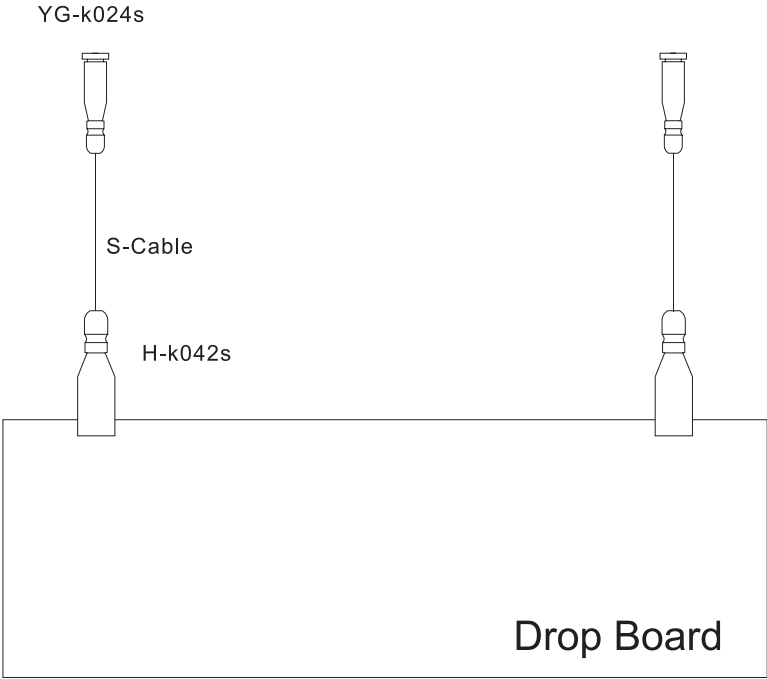
		Medium Duty Suspension System
Type of Finish	Gloss Stainless Steel	

Item Code	Name	Parts Include
MDSS.A	Medium Duty Suspension System.A	x2 YG-k027s x2 H-k044s x1 S-Cable(2m)
MDSS.B	Medium Duty Suspension System.B	x2 YG-k027s x2 H-k045s x1 S-Cable(2m)

- Automatic cable locking
- This system is designed to fit for heavy goods
eg. Real Estate window display
- Items in this system can be mix with other
system depends on the circumstance
- Aluminium track can be added

SUSPENSION SYSTEM

LDSS Light Duty



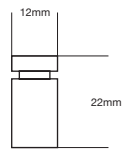
		Light Duty Suspension System
Type of Finish	Gloss Stainless Steel	

Item Code	Name	Parts Include
LDSS	Light Duty Suspension System	x2 YG-k024s x2 H-k042s x2 S-Cable(1m)

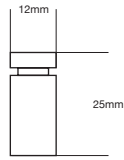
- Automatic cable locking
- This system is designed to fit for heavy goods
eg. Drop Acrylic Board
- Items in this system can be mix with other
system depends on the circumstance
- Aluminium track can be added

PANEL MOUNT FITTINGS

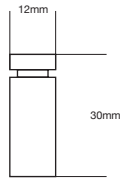
Solid Finish



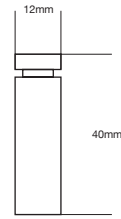
m222c
D12 x H22 x ID8mm



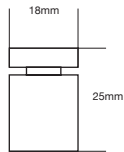
m225c
12 x 25 x 8mm



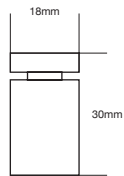
m230c
12 x 30 x 8mm



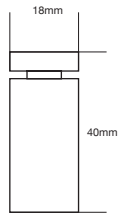
m240c
12 x 40 x 8mm



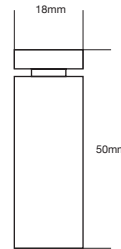
m825c
18 x 25 x 9mm



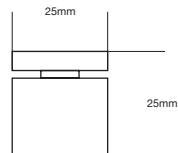
m830c
18 x 30 x 9mm



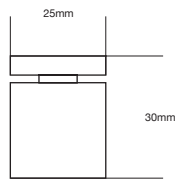
m840c
18 x 40 x 9mm



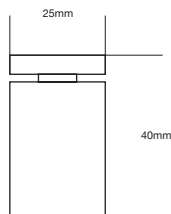
m850c
18 x 50 x 9mm



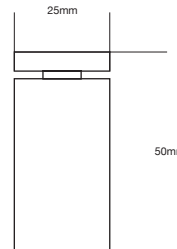
m525c
25 x 25 x 10mm



m530c
25 x 30 x 10mm



m540c
25 x 40 x 10mm



m550c
25 x 50 x 10mm



cap12c
12 x 5 x 9mm



cap14c
14 x 5 x 9mm



cap20c
18 x 5 x 9mm



cap25c
25 x 5 x 9mm




Image: m240c



Image: m830c



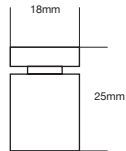
Image: m540c



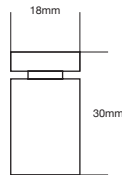
Image: cap20c

PANEL MOUNT FITTINGS

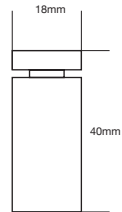
Hollow Finish



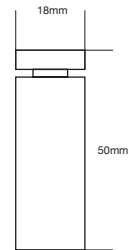
m825s
18 x 25 x 9mm



m830s
18 x 30 x 9mm



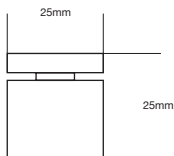
m840s
18 x 40 x 9mm



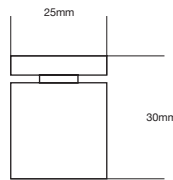
m850s
18 x 50 x 9mm



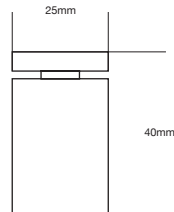
Image: m835s



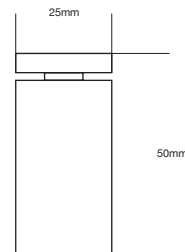
m525s
25 x 25 x 10mm



m530s
25 x 30 x 10mm



m540s
25 x 40 x 10mm



m550s
25 x 50 x 10mm



Image: m530s




cap20a
20 x 7 x 8mm



cap25a
20 x 7 x 8mm



Image: cap20a



Slimbox[®]

www.slimbox.com.au